


**JEREZ**  
**FORMULA RENAULT 3.5**  
**COLLECTIVE TEST 1**

**Chronological Analysis of Performances**

■ Personal Best    **B** Crossing the finish line in pit lane    **S2** Time from 1st intermediate to 2nd intermediate  
■ Session Best    **S1** Time from finish line to 1st intermedia    **S3** Time from 2nd intermediate to finish line    **FY** Full Yellow Flag

Lap	Lap Time	S1	S2	S3	Lap	Lap Time	S1	S2	S3
<b>1 Nyck DE VRIES</b> NED DAMS					12 1:51.282 37.361 25.740 48.181				
1 3:36.962 2:34.272 28.169 34.521					13 1:30.207 34.197 24.055 31.955				
2 1:46.117 36.210 27.366 42.541					14 11:17.684 <b>B</b> 36.630 25.716 ...				
3 1:32.231 35.423 24.394 32.414					15 1:52.796 45.835 30.179 36.782				
4 1:30.421 34.216 23.999 32.206					16 1:42.984 37.166 29.252 36.566				
5 1:36.717 36.671 25.734 34.312					17 1:36.494 34.147 23.853 38.494				
6 1:30.175 34.156 23.863 32.156					18 1:36.482 37.697 24.480 34.305				
7 1:41.630 39.157 26.948 35.525					19 1:29.644 33.903 23.857 31.884				
8 8:40.413 <b>B</b> 34.079 23.942 7:42.392					20 1:29.665 33.839 24.005 31.821				
9 1:46.280 45.784 26.482 34.014									
10 1:35.038 36.031 25.086 33.921									
11 1:29.544 33.983 23.869 31.692									
12 1:50.072 39.294 30.781 39.997									
13 1:29.138 33.762 23.631 31.745									
14 15:17.914 <b>B</b> 34.096 24.070 ...									
15 1:44.618 43.646 27.427 33.545									
16 1:36.461 36.474 25.004 34.983									
17 1:30.479 34.352 23.887 32.240									
<b>2 Dean STONEMAN</b> GBR DAMS					<b>4 Oliver ROWLAND</b> GBR FORTEC MOTORSPORTS				
1 4:04.973 2:52.252 34.054 38.667					1 4:17.558 3:11.853 29.521 36.184				
2 1:38.081 38.882 26.131 33.068					2 1:41.022 38.349 26.061 36.612				
3 1:36.211 36.258 24.356 35.597					3 1:33.392 34.458 25.063 33.871				
4 1:31.886 35.693 24.037 32.156					4 1:30.164 34.045 24.054 32.065				
5 1:41.989 39.707 27.808 34.474					5 1:37.844 37.684 26.158 34.002				
6 1:30.274 34.263 23.975 32.036					6 1:30.195 34.282 23.932 31.981				
7 1:43.371 38.692 28.901 35.778					7 7:32.565 <b>B</b> 33.973 23.832 6:34.760				
8 1:30.334 34.238 23.808 32.288					8 1:45.967 45.410 26.872 33.685				
9 1:30.050 34.183 23.758 32.109					9 1:30.224 34.261 23.953 32.010				
10 8:33.130 <b>B</b> 34.850 24.380 7:33.900					10 1:35.585 36.573 25.836 33.176				
11 2:26.138 <b>B</b> 43.835 29.826 1:12.477					11 1:34.770 34.114 24.991 35.665				
12 1:42.308 39.624 26.789 35.895									
13 1:30.278 34.174 23.928 32.176									
14 1:34.752 34.005 24.819 35.928									
15 1:29.939 33.983 23.827 32.129									
16 8:23.089 <b>B</b> 34.016 23.843 7:25.230									
17 1:36.920 40.010 24.066 32.844									
18 1:34.728 34.223 24.076 36.429									
19 1:36.002 37.302 24.202 34.498									
20 1:30.463 34.187 23.985 32.291									
21 1:30.317 34.119 24.018 32.180									
<b>3 Jazeman JAAFAR</b> MAS FORTEC MOTORSPORTS					<b>5 Nicholas LATIFI</b> CAN ARDEN MOTORSPORT				
1 5:08.832 <b>B</b> 3:40.012 29.616 59.204					1 3:28.843 2:18.853 31.265 38.725				
2 2:05.853 1:00.399 30.724 34.730					2 1:44.187 38.032 26.674 39.481				
3 1:35.616 36.507 25.894 33.215					3 1:31.256 34.580 24.142 32.534				
4 1:30.585 34.371 24.192 32.022					4 1:30.386 34.195 24.084 32.107				
5 1:30.466 34.177 24.266 32.023					5 2:03.560 46.602 38.182 38.776				
6 1:36.588 36.919 25.865 33.804					6 1:30.316 34.240 23.990 32.086				
7 1:30.818 34.373 24.308 32.137					7 11:29.825 <b>B</b> 43.252 25.006 ...				
8 1:30.362 34.160 24.075 32.127					8 1:51.550 48.622 27.791 35.137				
9 7:07.515 <b>B</b> 35.175 25.518 6:06.822					9 1:34.035 36.153 24.639 33.243				
10 1:47.029 45.795 25.756 35.478					10 1:41.475 39.228 26.873 35.374				
11 1:30.587 34.428 24.070 32.089					11 1:30.197 34.127 24.017 32.053				
					<b>6 Egor ORUDZHEV</b> RUS ARDEN MOTORSPORT				
					1 4:13.450 3:07.173 29.680 36.597				
					2 1:37.171 36.486 26.003 34.682				
					3 1:30.980 34.624 24.300 32.056				
					4 1:36.688 37.140 25.462 34.086				
					5 1:29.633 33.987 23.879 31.767				
					6 1:30.057 33.795 23.752 32.510				
					7 1:41.462 40.728 25.795 34.939				
					8 1:30.002 34.143 23.717 32.142				
					9 7:35.930 <b>B</b> 34.021 23.845 6:38.064				
					10 1:53.570 51.174 28.517 33.879				



JEREZ  
FORMULA RENAULT 3.5  
COLLECTIVE TEST 1

Chronological Analysis of Performances

■ Personal Best    **B** Crossing the finish line in pit lane    **S2** Time from 1st intermediate to 2nd intermediate  
■ Session Best    **S1** Time from finish line to 1st intermedia    **S3** Time from 2nd intermediate to finish line    **FY** Full Yellow Flag

Lap	Lap Time	S1	S2	S3	Lap	Lap Time	S1	S2	S3
11	1:38.136	35.581	25.170	37.385	19	1:48.599	46.814	28.069	33.716
12	1:39.162	39.153	25.624	34.385					
13	1:39.645	36.267	30.034	33.344					
14	1:29.875	34.185	23.730	31.960					
15	1:29.578	33.990	23.755	31.833					
16	9:12.150 <b>B</b>	33.959	24.004	8:14.187					
17	1:47.012	46.736	26.643	33.633					
18	1:44.056	38.046	31.071	34.939					
19	<span style="color: purple;">1:28.758</span>	<span style="color: purple;">33.675</span>	<span style="color: green;">23.503</span>	<span style="color: green;">31.580</span>					
20	1:39.926	36.532	25.286	38.108					

**9** **Matthieu VAXIVIERE** FRA  
LOTUS

1	5:53.664	4:49.200	29.587	34.877
2	1:40.240	38.168	27.965	34.107
3	8:22.597 <b>B</b>	37.365	26.844	7:18.388
4	2:00.488	49.804	31.455	39.229
5	1:40.939	39.361	27.713	33.865
6	1:31.485	34.851	24.417	<span style="color: green;">32.217</span>
7	15:50.587 <b>B</b>	34.437	24.485	...
8	1:43.338	42.734	26.670	33.934
9	1:32.419	35.330	24.525	32.564
10	1:30.897	34.337	24.207	32.353
11	<span style="color: green;">1:30.888</span>	<span style="color: green;">34.233</span>	<span style="color: green;">24.111</span>	32.544
12	2:25.384 <b>B</b>	34.886	25.771	1:24.727
13	2:28.201 <b>B</b>	58.349	25.384	1:04.468

**10** **Marlon STOCKINGER** PHI  
LOTUS

1	4:55.388	3:51.273	29.189	34.926
2	1:39.454	35.844	24.760	38.850
3	1:31.262	34.923	24.223	<span style="color: green;">32.116</span>
4	<span style="color: green;">1:30.678</span>	<span style="color: green;">34.488</span>	<span style="color: green;">24.032</span>	32.158
5	1:48.634	42.005	29.036	37.593
6	8:27.686 <b>B</b>	34.616	24.039	7:29.031
7	1:44.488	43.854	27.156	33.478
8	1:31.162	34.726	24.088	32.348

**11** **Tio ELLINAS** CYP  
STRAKKA RACING

1	4:29.132	3:23.902	29.380	35.850
2	1:46.994	47.152	25.930	33.912
3	1:30.213	34.256	24.012	31.945
4	1:44.784	44.031	28.352	32.401
5	1:30.187	34.106	23.962	32.119
6	1:51.873	43.531	32.571	35.771
7	1:29.916	33.964	23.910	32.042
8	1:29.724	33.996	23.857	31.871
9	9:59.643 <b>B</b>	42.527	28.859	8:48.257
10	2:00.157	58.221	27.636	34.300
11	1:34.192	34.174	25.640	34.378
12	1:30.221	34.107	24.120	31.994
13	2:12.266 <b>B</b>	41.636	27.544	1:03.086
14	8:11.069 <b>B</b>	57.245	27.613	6:46.211
15	1:52.101	50.229	26.704	35.168
16	1:37.155	35.821	27.450	33.884
17	1:29.702	33.900	23.992	31.810
18	<span style="color: green;">1:29.398</span>	<span style="color: green;">33.856</span>	<span style="color: green;">23.801</span>	<span style="color: green;">31.741</span>

**12** **Gustav MALIA** SWE  
STRAKKA RACING


1	4:38.787	3:28.708	32.421	37.658
2	1:49.744	44.195	30.855	34.694
3	1:32.856	35.509	24.887	32.460
4	1:30.833	34.474	24.212	32.147
5	1:41.159	35.013	33.475	32.671
6	1:30.698	34.431	24.076	32.191
7	1:33.258	35.547	24.428	33.283
8	1:30.720	34.396	24.143	32.181
9	2:06.931 <b>B</b>	34.324	24.191	1:08.416
10	8:41.243 <b>B</b>	54.509	24.211	7:22.523
11	1:38.155	40.993	24.594	32.568
12	1:30.674	34.427	24.022	32.225
13	1:40.072	42.451	24.772	32.849
14	1:30.969	34.198	24.076	32.695
15	8:18.220 <b>B</b>	34.543	24.511	7:19.166
16	1:50.304	46.902	27.802	35.600
17	1:39.879	37.885	29.277	32.717
18	1:30.316	34.377	23.866	32.073
19	1:30.460	34.262	<span style="color: green;">23.848</span>	32.350
20	1:48.535	45.866	30.144	32.525
21	<span style="color: green;">1:29.969</span>	<span style="color: green;">34.160</span>	23.880	<span style="color: green;">31.929</span>

**15** **Alfonso CELIS Jr** MEX  
AVF

1	2:18.168	1:13.051	29.652	35.465
2	1:41.658	36.787	25.561	39.310
3	6:08.849 <b>B</b>	35.056	24.536	5:09.257
4	1:51.171	42.868	29.663	38.640
5	1:34.246	34.979	25.781	33.486
6	1:31.924	34.709	24.443	32.772
7	1:31.579	34.713	24.101	32.765
8	11:23.823 <b>B</b>	39.101	25.027	...
9	1:52.073	51.248	27.031	33.794
10	1:36.329	35.206	24.775	36.348
11	1:30.391	34.159	23.944	32.288
12	1:39.182	39.314	25.887	33.981
13	1:30.474	34.225	23.928	32.321
14	6:37.336 <b>B</b>	36.671	24.266	5:36.399
15	2:09.179	53.732	39.517	35.930
16	1:45.099	40.290	26.547	38.262
17	<span style="color: green;">1:29.056</span>	<span style="color: green;">33.836</span>	<span style="color: green;">23.498</span>	<span style="color: green;">31.722</span>
18	1:48.654	49.142	26.871	32.641

**16** **Beitske VISSER** NED  
AVF

1	2:13.667	1:06.225	30.587	36.855
2	1:39.751	38.737	26.965	34.049
3	1:32.696	35.353	24.771	32.572
4	1:31.225	34.684	24.252	32.289
5	1:30.664	34.308	24.059	32.297
6	1:39.529	37.164	27.411	34.954
7	6:05.678 <b>B</b>	34.647	24.130	5:06.901
8	1:56.957	57.411	26.090	33.456
9	1:31.308	34.574	24.133	32.601



**JEREZ**  
**FORMULA RENAULT 3.5**  
**COLLECTIVE TEST 1**

**Chronological Analysis of Performances**

■ Personal Best    **B** Crossing the finish line in pit lane    **S2** Time from 1st intermediate to 2nd intermediate  
■ Session Best    **S1** Time from finish line to 1st intermedia    **S3** Time from 2nd intermediate to finish line    **FY** Full Yellow Flag

Lap	Lap Time	S1	S2	S3
10	7:44.230 <b>B</b>	34.464	24.262	6:45.504
11	1:51.161	47.243	27.933	35.985
12	1:35.519	36.908	25.724	32.887
13	1:29.902	34.049	23.967	31.886
14	1:30.068	33.958	23.903	32.207
15	1:39.556	38.397	27.258	33.901
16	6:30.355 <b>B</b>	34.329	24.110	5:31.916
17	1:55.089	50.301	28.621	36.167
18	1:37.063	35.656	28.568	32.839
19	<span style="color: green;">1:29.021</span>	33.807	<span style="color: purple;">23.773</span>	<span style="color: purple;">31.441</span>
20	1:29.083	<span style="color: green;">33.732</span>	<span style="color: green;">23.675</span>	31.676


17 Roy NISSANY		ISR		
TECH 1 RACING				
Lap	Lap Time	S1	S2	S3
1	2:49.416	1:40.815	31.291	37.310
2	1:40.290	39.038	27.314	33.938
3	1:35.319	36.983	25.913	32.423
4	1:32.208	35.003	24.969	32.236
5	1:46.709	38.382	30.874	37.453
6	1:31.867	34.698	24.868	32.301
7	1:31.070	34.672	24.126	32.272
8	8:26.438 <b>B</b>	34.880	24.967	7:26.591
9	1:50.349	47.668	28.200	34.481
10	1:37.123	36.678	25.870	34.575
11	1:31.574	34.912	24.263	32.399
12	1:32.142	35.356	24.385	32.401
13	1:42.392	39.309	28.903	34.180
14	11:40.198 <b>B</b>	35.282	25.349	...
15	1:50.648	47.740	27.648	35.260
16	1:39.240	37.367	26.772	35.101
17	1:37.031	34.637	25.039	37.355
18	1:31.530	35.188	24.035	32.307
19	<span style="color: green;">1:30.292</span>	34.277	<span style="color: green;">23.931</span>	<span style="color: green;">32.084</span>
20	1:30.681	<span style="color: green;">34.214</span>	24.127	32.340

18 Aurélien PANIS		FRA		
TECH 1 RACING				
Lap	Lap Time	S1	S2	S3
1	2:53.140	1:46.322	28.727	38.091
2	1:40.695	37.302	26.922	36.471
3	1:33.327	34.914	24.471	33.942
4	1:31.227	34.655	24.137	32.435
5	1:47.453	39.073	30.352	38.028
6	1:31.732	34.831	24.416	32.485
7	1:31.190	34.439	24.208	32.543
8	10:29.695 <b>B</b>	34.550	25.216	9:29.929
9	1:43.572	43.611	26.417	33.544
10	1:38.115	36.559	25.308	36.248
11	1:40.651	36.030	29.058	35.563
12	1:31.476	34.619	24.365	32.492
13	1:42.950	35.734	30.714	36.502
14	1:31.539	34.683	24.218	32.638
15	8:17.919 <b>B</b>	36.935	25.640	7:15.344
16	1:50.171	48.261	27.178	34.732
17	1:38.459	36.638	26.101	35.720
18	1:30.199	<span style="color: green;">34.098</span>	24.038	32.063
19	<span style="color: green;">1:29.759</span>	34.120	<span style="color: green;">23.731</span>	<span style="color: green;">31.908</span>
20	1:40.259	38.499	26.950	34.810

20 André NEGRÃO		BRA		
INTERNATIONAL DRACO RACING				
Lap	Lap Time	S1	S2	S3
1	3:33.303	2:22.366	31.502	39.435
2	1:44.509	38.322	26.270	39.917
3	1:32.742	35.373	24.602	32.767
4	1:31.815	34.812	24.552	32.451
5	1:31.632	34.805	24.410	32.417
6	1:41.416	38.054	29.691	33.671
7	1:31.831	34.819	24.479	32.533
8	1:32.805	34.964	24.557	33.284
9	6:59.809 <b>B</b>	35.207	24.435	6:00.167
10	1:41.378	42.831	25.534	33.013
11	1:32.731	35.459	24.487	32.785
12	1:39.884	36.183	29.087	34.614
13	1:32.802	35.109	24.787	32.906
14	1:34.426	34.881	24.406	35.139
15	1:38.251	38.143	26.873	33.235
16	1:32.295	35.000	24.437	32.858
17	1:31.998	34.888	24.486	32.624
18	1:31.924	34.948	24.453	32.523
19	5:34.205 <b>B</b>	36.073	25.817	4:32.315
20	1:46.343	44.328	27.632	34.383
21	1:44.956	38.518	27.329	39.109
22	1:30.575	34.476	24.118	<span style="color: green;">31.981</span>
23	<span style="color: green;">1:30.264</span>	<span style="color: green;">34.200</span>	<span style="color: green;">24.058</span>	32.006
24	1:37.822	38.460	25.766	33.596

25 Sean GELAE		INA		
JAGONYA AYAM WITH CARLIN				
Lap	Lap Time	S1	S2	S3
1	2:57.570	1:53.301	28.911	35.358
2	1:40.077	38.752	27.346	33.979
3	1:34.477	35.359	25.987	33.131
4	1:32.265	34.770	24.901	32.594
5	1:38.572	34.592	26.792	37.188
6	1:31.521	34.561	24.474	32.486
7	1:31.113	34.334	24.342	32.437
8	1:31.078	34.470	24.307	32.301
9	12:08.541 <b>B</b>	34.565	24.338	...
10	1:59.021	52.981	28.864	37.176
11	1:34.328	34.602	25.563	34.163
12	1:32.010	34.755	24.525	32.730
13	1:47.611	43.524	27.722	36.365
14	1:31.665	34.688	24.353	32.624
15	7:56.319 <b>B</b>	34.614	24.352	6:57.353
16	1:46.362	44.734	27.186	34.442
17	1:37.115	37.452	26.261	33.402
18	1:30.309	34.097	24.065	32.147
19	1:41.429	40.494	27.546	33.389
20	<span style="color: green;">1:29.886</span>	<span style="color: green;">33.997</span>	<span style="color: green;">23.978</span>	<span style="color: green;">31.911</span>

26 Tom DILLMANN		FRA		
JAGONYA AYAM WITH CARLIN				
Lap	Lap Time	S1	S2	S3
1	3:21.724	2:09.237	32.373	40.114
2	1:43.606	39.367	26.348	37.891
3	1:31.215	34.513	24.224	32.478
4	1:44.405	42.645	27.854	33.906
5	1:30.018	34.133	23.846	32.039



JEREZ  
FORMULA RENAULT 3.5  
COLLECTIVE TEST 1

Chronological Analysis of Performances

■ Personal Best    **B** Crossing the finish line in pit lane    **S2** Time from 1st intermediate to 2nd intermediate  
■ Session Best    **S1** Time from finish line to 1st intermedia    **S3** Time from 2nd intermediate to finish line    **FY** Full Yellow Flag

Lap	Lap Time	S1	S2	S3	Lap	Lap Time	S1	S2	S3
6	1:40.351	39.420	26.987	33.944					
7	1:29.574	33.885	23.792	31.897					
8	12:33.774 <b>B</b>	35.770	26.781	...					
9	2:08.401	1:01.108	29.452	37.841					
10	1:30.544	34.117	24.021	32.406					
11	1:56.336	40.568	33.776	41.992					
12	1:36.006	34.205	28.451	33.350					
13	1:30.075	34.065	23.813	32.197					
14	8:44.021 <b>B</b>	34.088	24.235	7:45.698					
15	1:55.331	48.917	30.017	36.397					
16	1:43.038	38.585	28.429	36.024					
17	1:29.480	33.919	23.761	31.800					
18	1:48.383	38.969	29.507	39.907					

**39** Yu KANAMARU JPN  
PONS RACING

1	2:20.603	1:14.651	29.501	36.451
2	1:40.002	35.914	26.220	37.868
3	1:35.704	34.979	24.856	35.869
4	1:31.286	34.526	24.579	32.181
5	1:30.858	34.295	24.347	32.216
6	6:35.464 <b>B</b>	34.551	24.505	5:36.408
7	1:52.281	54.141	25.319	32.821
8	1:31.074	34.429	24.474	32.171
9	1:31.103	34.219	24.365	32.519
10	1:30.808	34.226	24.217	32.365
11	8:25.277 <b>B</b>	34.599	24.442	7:26.236
12	1:51.846	48.433	29.666	33.747
13	1:31.213	34.593	24.461	32.159
14	8:14.143 <b>B</b>	34.520	24.368	7:15.255
15	1:52.070	48.753	28.171	35.146
16	1:39.343	37.941	26.394	35.008
17	1:30.913	34.326	24.179	32.408
18	1:30.554	34.143	24.186	32.225
19	1:35.622	34.397	26.979	34.246
20	1:30.241	34.208	24.068	31.965

**40** Nikita ZLOBIN RUS  
PONS RACING

1	2:54.403	1:37.691	35.160	41.552
2	1:46.396	41.209	29.513	35.674
3	1:37.453	37.365	26.075	34.013
4	1:34.887	35.757	25.622	33.508
5	1:33.966	35.355	25.295	33.316
6	1:33.256	35.107	24.955	33.194
7	1:34.070	35.276	25.096	33.698
8	1:50.900	46.116	28.776	36.008
9	1:33.067	35.302	24.751	33.014
10	7:59.685 <b>B</b>	35.262	24.796	6:59.627
11	2:12.900	1:04.551	31.608	36.741
12	1:36.216	37.295	25.335	33.586
13	1:32.906	35.314	24.579	33.013
14	1:33.432	35.101	25.392	32.939
15	1:32.399	34.832	24.706	32.861
16	12:46.720 <b>B</b>	37.249	27.388	...
17	1:57.346	52.531	31.006	33.809
18	1:35.451	35.453	24.652	35.346
19	1:30.987	34.425	24.292	32.270