


**JEREZ**  
**FORMULA RENAULT 2.0 EURO CUP**  
**COLLECTIVE TEST 2**

**Chronological Analysis of Performances**

■ Personal Best    **B** Crossing the finish line in pit lane    **S2** Time from 1st intermediate to 2nd intermediate  
■ Session Best    **S1** Time from finish line to 1st intermedia    **S3** Time from 2nd intermediate to finish line    **FY** Full Yellow Flag

Lap	Lap Time	S1	S2	S3	Lap	Lap Time	S1	S2	S3
<b>2</b> Jake HUGHES (GBR) KOIRANEN GP					<b>6</b> Ben BARNICOAT (GBR) FORTEC MOTORSPORTS				
1	2:17.439	1:11.058	29.042	37.339	1	5:31.311	4:25.564	29.039	36.708
2	1:46.100	40.835	28.500	36.765	2	1:44.996	40.145	28.409	36.442
3	1:46.364	40.551	28.672	37.141	3	1:43.778	39.795	27.858	36.125
4	1:47.870	40.817	28.815	38.238	4	1:46.270	39.758	28.767	37.745
5	1:44.277	40.205	28.010	36.062	5	1:44.031	39.836	27.787	36.408
6	4:11.963B	39.847	27.809	3:04.307	6	5:24.548B	39.789	27.814	4:16.945
7	2:23.843B	57.610	28.042	58.191	7	2:07.207	55.446	33.886	37.875
8	9:13.970B	53.591	27.894	7:52.485	8	1:48.515	43.510	28.992	36.013
9	2:01.114	50.056	29.568	41.490	9	1:42.109	39.239	27.350	35.520
10	1:42.863	39.496	27.637	35.730	10	1:49.618	41.711	31.923	35.984
11	1:42.794	39.518	27.508	35.768	11	1:42.582	39.432	27.485	35.665
12	1:42.808	39.396	27.442	35.970	12	6:37.888B	39.533	27.508	5:30.847
13	5:04.445B	41.056	28.520	3:54.869	13	1:52.297	45.165	31.125	36.007
14	1:49.035	43.603	28.330	37.102	14	1:42.409	39.269	27.471	35.669
15	1:44.354	39.798	28.489	36.067	15	1:42.433	39.248	27.642	35.543
16	3:30.769B	39.469	27.607	2:23.693	16	1:42.322	39.243	27.454	35.625
17	1:49.866	43.736	28.010	38.120	17	1:42.751	39.476	27.529	35.746
<b>3</b> Jack AITKEN (GBR) KOIRANEN GP					<b>8</b> Valentin HASSE-CLOT (FRA) FORTEC MOTORSPORTS				
1	2:28.036	1:19.213	29.925	38.898	1	4:32.941	3:23.651	31.363	37.927
2	1:48.108	42.348	28.769	36.991	2	1:46.514	41.158	28.520	36.836
3	1:51.618	40.340	30.907	40.371	3	8:03.214B	40.703	28.119	6:54.392
4	1:48.002	43.029	28.125	36.848	4	1:50.312	44.270	28.930	37.112
5	16:30.692B	39.815	27.834	...	5	1:45.163	40.126	28.186	36.851
6	1:54.832	48.109	29.731	36.992	6	1:45.236	40.086	28.401	36.749
7	1:43.016	39.473	27.742	35.801	7	1:45.107	40.486	28.136	36.485
8	1:42.930	39.513	27.560	35.857	8	1:44.288	39.815	28.035	36.438
9	1:42.247	39.250	27.412	35.585	9	7:10.552B	39.960	27.963	6:02.629
10	1:51.405	39.292	32.813	39.300	10	1:54.758	49.331	28.455	36.972
11	1:42.575	39.339	27.534	35.702	11	1:48.330	40.276	28.107	39.947
12	1:59.489B	39.538	27.741	52.210	12	1:44.557	40.083	28.030	36.444
13	2:35.425B	1:00.734	27.917	1:06.774	13	6:10.408B	39.958	27.944	5:02.506
<b>5</b> Martin KODRIC (CRO) FORTEC MOTORSPORTS					<b>9</b> Ukyo SASAHARA (JPN) ART JUNIOR TEAM				
1	3:33.276	2:24.747	31.224	37.305	1	2:36.456	1:30.382	29.410	36.664
2	1:44.444	40.137	28.072	36.235	2	1:44.277	40.012	28.052	36.213
3	2:20.922B	40.116	27.963	1:12.843	3	1:43.775	39.586	28.050	36.139
4	6:11.919B	53.768	27.961	4:50.190	4	1:44.626	40.306	28.077	36.243
5	1:58.031	51.937	29.515	36.579	5	1:43.361	39.627	27.805	35.929
6	1:47.147	42.201	28.612	36.334	6	13:32.508B	39.622	28.068	...
7	1:42.731	39.502	27.558	35.671	7	1:57.075	52.381	28.258	36.436
8	1:42.626	39.360	27.526	35.740	8	1:43.671	39.833	27.783	36.055
9	1:48.016	42.520	29.164	36.332	9	1:43.687	39.868	27.773	36.046
10	1:42.559	39.417	27.499	35.643	10	1:44.327	40.148	28.026	36.153
11	1:42.976	39.455	27.518	36.003	11	10:47.816B	40.073	27.947	9:39.796
12	11:19.099B	39.804	27.892	...					
13	1:51.051	44.935	28.951	37.165					
14	1:42.710	39.525	27.571	35.614					
15	1:42.587	39.426	27.504	35.657					
16	1:42.442	39.231	27.499	35.712					
17	2:20.737B	39.908	28.276	1:12.553					
18	1:55.839	52.334	27.778	35.727					
19	1:42.606	39.329	27.575	35.702					



**JEREZ**  
**FORMULA RENAULT 2.0 EUROCUP**  
**COLLECTIVE TEST 2**

**Chronological Analysis of Performances**

■ Personal Best    **B** Crossing the finish line in pit lane    **S2** Time from 1st intermediate to 2nd intermediate  
■ Session Best    **S1** Time from finish line to 1st intermedia    **S3** Time from 2nd intermediate to finish line    **FY** Full Yellow Flag

Lap	Lap Time	S1	S2	S3	Lap	Lap Time	S1	S2	S3
12	1:53.364	48.171	29.041	36.152	8	4:33.577 <b>B</b>	40.141	28.075	3:25.361
13	1:47.945	39.905	28.284	39.756	9	1:54.113	47.740	29.729	36.644
14	1:44.118	40.011	27.880	36.227	10	1:44.393	40.019	27.989	36.385
15	1:43.691	39.838	27.846	36.007	11	1:44.308	40.030	28.006	36.272
16	1:43.954	39.973	27.843	36.138	12	1:44.093	39.830	27.921	36.342
17	1:43.633	39.631	27.843	36.159	13	7:59.898 <b>B</b>	39.907	27.943	6:52.048

**10** **Darius OSKOU** SUI  
ART JUNIOR TEAM

1	2:44.051	1:38.283	29.073	36.695
2	1:45.365	40.616	28.645	36.104
3	1:44.222	40.220	28.060	35.942
4	1:43.890	39.911	27.952	36.027
5	1:43.712	39.829	27.852	36.031
6	6:33.582 <b>B</b>	39.893	28.044	5:25.645
7	1:51.555	44.425	28.003	39.127
8	1:45.449	40.915	28.360	36.174
9	1:43.941	39.814	28.163	35.964
10	1:43.841	39.949	27.925	35.967
11	17:51.110 <b>B</b>	41.759	30.109	...
12	2:02.180	53.709	28.483	39.988
13	<b>1:41.995</b>	<b>39.295</b>	<b>27.314</b>	35.386
14	1:42.275	39.376	27.543	<b>35.356</b>

**14** **Louis DELÉTRAZ** SUI  
JOSEF KAUFMANN RACING

1	9:20.677	8:10.512	28.445	41.720
2	1:44.854	40.461	28.102	36.291
3	1:44.234	39.928	28.044	36.262
4	1:44.192	39.885	28.023	36.284
5	1:44.554	40.023	28.040	36.491
6	1:44.213	39.891	28.018	36.304
7	1:44.258	39.981	27.844	36.433
8	1:44.156	39.835	27.935	36.386
9	1:44.052	39.815	27.819	36.418
10	4:11.695 <b>B</b>	39.982	27.971	3:03.742
11	1:49.026	43.851	28.141	37.034
12	1:43.960	39.833	27.849	36.278
13	1:45.124	40.809	27.894	36.421
14	1:43.685	39.741	27.752	36.192
15	4:57.965 <b>B</b>	39.788	28.312	3:49.865
16	1:47.565	43.704	27.781	36.080
17	1:42.912	39.363	27.602	35.947
18	1:42.957	39.422	27.582	35.953
19	<b>1:42.580</b>	<b>39.359</b>	27.478	35.743
20	1:42.707	39.417	<b>27.428</b>	35.862
21	1:45.759	39.556	28.888	37.315
22	1:42.744	39.544	27.581	<b>35.619</b>

**15** **Kevin JÖRG** SUI  
JOSEF KAUFMANN RACING

1	9:05.653	8:00.579	28.472	36.602
2	1:45.413	40.976	28.164	36.273
3	1:44.518	40.068	28.141	36.309
4	1:44.821	40.022	28.154	36.645
5	1:44.703	40.213	28.115	36.375
6	1:44.312	39.922	28.040	36.350
7	1:44.442	39.917	28.018	36.507

**17** **Dennis OLSEN** NOR  
MANOR MP MOTORSPORT


1	15:14.679	...	31.328	37.898
2	1:46.569	40.959	28.926	36.684
3	5:14.576 <b>B</b>	40.237	27.872	4:06.467
4	1:50.352	43.612	28.053	38.687
5	1:43.612	40.024	27.632	35.956
6	1:43.274	39.673	27.564	36.037
7	1:43.586	39.799	27.686	36.101
8	1:43.612	39.675	27.797	36.140
9	10:47.339 <b>B</b>	39.748	27.731	9:39.860
10	1:56.644	48.338	30.317	37.989
11	<b>1:42.112</b>	39.344	<b>27.172</b>	35.596
12	1:42.200	<b>39.160</b>	27.477	35.563
13	1:47.149	39.188	30.081	37.880
14	1:42.140	39.330	27.283	<b>35.527</b>

**18** **Bruno BAPTISTA** BRA  
MANOR MP MOTORSPORT

1	26:58.967	...	28.763	36.503
2	1:44.902	40.234	28.125	36.543
3	1:44.979	40.513	28.032	36.434
4	1:44.067	39.957	27.870	36.240
5	1:43.853	39.899	27.728	36.226
6	1:43.745	39.675	27.783	36.287
7	6:29.244 <b>B</b>	39.875	27.781	5:21.588
8	1:57.298	50.251	30.606	36.441
9	1:42.981	39.710	27.408	<b>35.868</b>
10	<b>1:42.458</b>	<b>39.198</b>	<b>27.284</b>	35.976
11	1:47.180	39.601	30.497	37.082
12	1:43.310	39.454	27.502	36.354

**19** **Ignazio D'AGOSTO** ITA  
MANOR MP MOTORSPORT

1	15:37.356	...	30.065	36.894
2	1:43.850	39.997	27.864	35.989
3	1:43.079	39.758	27.567	35.754
4	1:43.999	39.575	27.665	36.759
5	1:43.853	39.596	27.802	36.455
6	1:47.347	41.289	29.366	36.692
7	1:43.642	39.734	27.554	36.354
8	1:43.295	39.517	27.645	36.133
9	10:07.947 <b>B</b>	42.860	30.749	8:54.338
10	1:51.910	46.112	28.615	37.183
11	1:42.111	39.185	27.192	35.734
12	<b>1:41.885</b>	39.183	<b>27.183</b>	<b>35.519</b>



**JEREZ**  
**FORMULA RENAULT 2.0 EUROCUP**  
**COLLECTIVE TEST 2**

**Chronological Analysis of Performances**

■ Personal Best    **B** Crossing the finish line in pit lane    **S2** Time from 1st intermediate to 2nd intermediate  
■ Session Best    **S1** Time from finish line to 1st intermedia    **S3** Time from 2nd intermediate to finish line    **FY** Full Yellow Flag

Lap	Lap Time	S1	S2	S3
13	1:41.973	<span style="color: green;">39.027</span>	27.308	35.638
14	1:47.096	41.883	28.802	36.411
15	1:43.546	39.681	27.625	36.240
16	1:42.106	39.154	27.326	35.626

**20** **Hugo DE SADELEER** SUI  
TECH 1 RACING

1	7:28.425	6:17.547	31.350	39.528
2	1:47.612	41.217	28.783	37.612
3	1:45.543	40.579	28.228	36.736
4	1:44.531	40.124	28.035	36.372
5	1:44.198	39.916	28.044	36.238
6	9:47.900 <b>B</b>	40.142	28.144	8:39.614
7	1:53.849	46.028	29.332	38.489
8	1:43.780	39.897	27.809	36.074
9	1:43.808	39.588	<span style="color: green;">27.661</span>	36.559
10	1:43.531	39.651	27.897	<span style="color: green;">35.983</span>
11	<span style="color: green;">1:43.486</span>	39.708	27.675	36.103
12	8:57.410 <b>B</b>	<span style="color: green;">39.567</span>	28.607	7:49.236
13	1:55.693	49.903	29.018	36.772
14	1:43.788	39.787	27.906	36.095
15	1:43.706	39.631	27.898	36.177
16	1:53.928	40.180	36.234	37.514
17	1:43.802	39.898	27.802	36.102

**21** **Simon GACHET** FRA  
TECH 1 RACING

1	7:46.130	6:36.678	31.211	38.241
2	1:48.343	40.711	28.532	39.100
3	1:44.331	40.036	28.074	36.221
4	1:43.949	39.879	27.941	36.129
5	1:43.979	39.841	27.780	36.358
6	1:44.180	39.989	27.909	36.282
7	7:20.641 <b>B</b>	39.932	27.796	6:12.913
8	2:00.056	48.804	31.200	40.052
9	1:44.569	40.337	27.960	36.272
10	1:43.930	39.958	27.830	36.142
11	1:43.336	39.670	27.676	35.990
12	1:43.120	39.727	<span style="color: green;">27.541</span>	35.852
13	1:43.279	39.658	27.613	36.008
14	7:48.950 <b>B</b>	39.584	27.778	6:41.588
15	1:53.660	43.661	28.691	41.308
16	1:43.903	39.782	28.040	36.081
17	1:43.098	39.472	27.698	35.928
18	<span style="color: green;">1:42.733</span>	<span style="color: green;">39.426</span>	27.563	<span style="color: green;">35.744</span>
19	1:43.439	39.467	27.794	36.178

**22** **Antoine HUBERT** FRA  
TECH 1 RACING

1	7:10.467	6:03.030	29.911	37.526
2	1:44.200	39.882	28.066	36.252
3	1:43.685	39.664	27.991	36.030
4	1:43.585	39.640	27.897	36.048
5	1:50.811	40.044	34.528	36.239
6	9:25.000 <b>B</b>	39.833	28.061	8:17.106
7	1:54.376	45.603	31.197	37.576
8	1:45.603	41.673	27.937	35.993
9	1:42.814	39.441	27.727	35.646

Lap	Lap Time	S1	S2	S3
10	1:42.956	39.595	27.593	35.768
11	1:42.640	39.363	27.547	35.730
12	8:54.972 <b>B</b>	39.374	27.740	7:47.858
13	2:01.679	51.429	34.393	35.857
14	1:42.437	39.346	<span style="color: green;">27.518</span>	35.573
15	1:42.553	39.412	27.570	<span style="color: green;">35.571</span>
16	<span style="color: green;">1:42.410</span>	<span style="color: green;">39.178</span>	27.571	35.661

**25** **Amaury RICHARD** FRA  
ARTA ENGINEERING


1	12:08.862	...	28.535	36.645
2	<span style="color: green;">1:43.990</span>	39.896	<span style="color: green;">27.797</span>	36.297
3	1:45.076	39.887	28.356	36.833
4	1:44.356	40.061	27.953	36.342
5	1:44.285	39.856	28.167	36.262
6	1:44.135	39.942	28.022	36.171
7	1:44.383	40.052	28.033	36.298
8	1:44.922	39.849	28.297	36.776
9	1:44.702	40.036	27.857	36.809
10	1:44.265	39.985	27.916	36.364
11	1:44.507	40.050	28.048	36.409
12	1:44.390	40.010	28.073	36.307
13	1:44.049	<span style="color: green;">39.754</span>	27.990	36.305
14	1:44.274	40.120	27.998	<span style="color: green;">36.156</span>
15	1:44.135	39.967	27.911	36.257

**26** **James ALLEN** AUS  
ARTA ENGINEERING

1	12:01.499	...	28.561	36.929
2	1:44.503	40.106	28.052	36.345
3	1:43.839	39.802	27.761	36.276
4	<span style="color: green;">1:43.430</span>	<span style="color: green;">39.616</span>	<span style="color: green;">27.666</span>	36.148
5	1:43.702	39.785	27.785	<span style="color: green;">36.132</span>
6	1:43.603	39.650	27.709	36.244
7	1:44.874	39.813	28.080	36.981
8	1:43.933	39.963	27.748	36.222
9	1:43.911	39.769	27.750	36.392
10	1:44.303	39.809	27.881	36.613
11	1:44.644	40.080	27.978	36.586
12	1:44.285	39.998	27.709	36.578
13	1:44.844	40.187	28.028	36.629
14	1:44.879	40.181	28.057	36.641
15	1:45.026	40.169	28.128	36.729

**27** **Harrison SCOTT** GBR  
AVF

1	7:05.028	5:57.401	30.585	37.042
2	1:45.761	40.988	28.217	36.556
3	1:44.790	40.262	28.068	36.460
4	1:44.658	40.031	28.123	36.504
5	5:42.922 <b>B</b>	40.067	28.045	4:34.810
6	1:57.479	47.156	31.668	38.655
7	1:43.827	39.887	27.834	36.106
8	1:50.025	39.713	29.559	40.753
9	1:43.783	39.864	27.742	36.177
10	1:43.708	39.651	27.730	36.327
11	1:48.700	42.701	29.453	36.546
12	1:43.792	39.735	27.897	36.160



**JEREZ**  
**FORMULA RENAULT 2.0 EUROCUP**  
**COLLECTIVE TEST 2**

**Chronological Analysis of Performances**

■ Personal Best    **B** Crossing the finish line in pit lane    **S2** Time from 1st intermediate to 2nd intermediate  
■ Session Best    **S1** Time from finish line to 1st intermedia    **S3** Time from 2nd intermediate to finish line    **FY** Full Yellow Flag

Lap	Lap Time	S1	S2	S3	Lap	Lap Time	S1	S2	S3
13	1:44.688	39.687	27.681	37.320					
14	4:08.744 <b>B</b>	40.050	28.272	3:00.422					
15	1:51.308	44.845	29.391	37.072					
16	4:45.340 <b>B</b>	39.759	27.875	3:37.706					
17	1:59.624	53.715	29.031	36.878					
18	1:42.521	38.929	27.824	35.768					
19	1:42.386	39.308	27.527	35.551					

**35** **Matevos ISAAKYAN** RUS  
J.D. MOTORSPORT SRL

1	14:44.885	...	28.257	36.072
2	1:43.780	40.009	27.835	35.936
3	1:43.363	39.686	27.622	36.055
4	1:43.534	39.637	27.783	36.114
5	1:43.315	39.565	27.801	35.949
6	1:43.205	39.495	27.727	35.983
7	1:43.388	39.621	27.639	36.128
8	9:21.007 <b>B</b>	39.659	27.885	8:13.463
9	1:52.419	46.426	28.538	37.455
10	1:41.862	39.075	27.240	35.547
11	1:41.826	39.174	27.217	35.435
12	1:41.665	39.006	27.253	35.406
13	1:41.735	39.051	27.216	35.468

**36** **Thiago VIVACQUA** BRA  
J.D. MOTORSPORT SRL

1	22:29.238	...	32.076	38.870
2	1:42.787	39.488	27.420	35.879
3	1:42.622	39.357	27.403	35.862
4	1:49.363	42.261	28.384	38.718
5	11:58.898 <b>B</b>	39.415	38.562	...
6	1:48.284	43.583	27.596	37.105
7	1:42.888	39.531	27.484	35.873
8	1:42.466	39.311	27.408	35.747
9	1:46.418	39.740	27.687	38.991
10	1:44.138	40.214	27.543	36.381

**37** **Alexey KORNEEV** RUS  
J.D. MOTORSPORT SRL

1	13:30.220	...	29.083	36.697
2	1:45.236	40.471	28.176	36.589
3	1:46.356	41.177	28.627	36.552
4	1:46.666	40.036	30.225	36.405
5	1:44.264	39.964	27.974	36.326
6	1:43.959	39.867	27.761	36.331
7	1:43.901	39.851	27.816	36.234
8	11:31.136 <b>B</b>	40.069	27.815	...
9	1:51.342	45.747	28.632	36.963
10	1:44.377	40.167	27.942	36.268
11	1:43.375	39.646	27.693	36.036
12	1:43.419	39.768	27.803	35.848
13	1:43.287	39.695	27.760	35.832
14	1:43.536	39.508	27.911	36.117
15	1:43.400	39.545	27.834	36.021
16	1:43.580	39.541	27.877	36.162

**48** **Daniel PRONENKO** UKR  
BVM SRL


1	5:20.731	4:15.082	28.627	37.022
2	1:45.600	40.635	28.369	36.596
3	1:45.706	40.884	28.296	36.526
4	1:45.038	40.095	28.131	36.812
5	1:44.496	40.012	28.013	36.471
6	1:44.460	40.022	28.044	36.394
7	5:45.307 <b>B</b>	40.222	27.984	4:37.101
8	1:51.439	47.112	28.043	36.284
9	1:44.354	40.060	28.072	36.222
10	1:44.802	40.102	28.266	36.434
11	1:44.441	39.977	28.012	36.452
12	1:44.313	39.899	28.081	36.333
13	1:44.416	40.056	28.006	36.354
14	4:30.184 <b>B</b>	40.170	28.048	3:21.966
15	1:51.185	47.143	27.840	36.202
16	1:42.598	39.411	27.412	35.775
17	1:42.919	39.354	27.616	35.949
18	1:42.612	39.390	27.543	35.679
19	1:42.855	39.491	27.596	35.768
20	1:42.961	39.405	27.535	36.021

**49** **Max DEFOURNY** BEL  
ART JUNIOR TEAM

1	3:16.913	2:09.144	30.662	37.107
2	1:43.842	40.053	27.889	35.900
3	1:43.450	39.628	27.830	35.992
4	1:43.451	39.783	27.794	35.874
5	1:43.197	39.591	27.743	35.863
6	8:17.250 <b>B</b>	39.559	27.738	7:09.953
7	1:54.980	51.045	27.964	35.971
8	1:43.485	39.823	27.788	35.874
9	1:43.068	39.464	27.624	35.980
10	5:46.598 <b>B</b>	39.609	27.738	4:39.251
11	2:01.641	57.445	27.864	36.332
12	1:43.479	39.701	27.878	35.900
13	4:25.236 <b>B</b>	41.481	29.325	3:14.430
14	1:46.936	43.202	27.839	35.895
15	1:43.376	39.709	27.676	35.991
16	1:43.298	39.731	27.748	35.819
17	1:43.232	39.579	27.740	35.913

**51** **Vasily ROMANOV** RUS  
CRAM MOTORSPORT

1	14:55.094	...	29.347	36.697
2	1:47.958	42.496	28.783	36.679
3	1:46.274	39.963	28.253	38.058
4	1:44.234	39.996	28.052	36.186
5	1:43.611	39.725	27.800	36.086
6	1:43.643	39.733	27.781	36.129
7	1:43.812	39.811	27.830	36.171
8	4:18.386 <b>B</b>	39.789	28.093	3:10.504
9	1:49.468	44.915	28.175	36.378
10	1:44.444	40.163	28.083	36.198
11	1:44.009	39.769	27.940	36.300
12	3:10.813 <b>B</b>	39.731	28.007	2:03.075



**JEREZ**  
**FORMULA RENAULT 2.0 EURO CUP**  
**COLLECTIVE TEST 2**

**Chronological Analysis of Performances**

■ Personal Best    **B** Crossing the finish line in pit lane    **S2** Time from 1st intermediate to 2nd intermediate  
■ Session Best    **S1** Time from finish line to 1st intermedia    **S3** Time from 2nd intermediate to finish line    **FY** Full Yellow Flag

Lap	Lap Time	S1	S2	S3	Lap	Lap Time	S1	S2	S3
13	1:55.666	47.329	31.853	36.484	8	1:45.474	40.302	28.407	36.765
14	<span style="color: green;">1:43.148</span>	<span style="color: green;">39.593</span>	<span style="color: green;">27.749</span>	<span style="color: green;">35.806</span>	9	5:22.895 <b>B</b>	40.202	28.425	4:14.268
15	1:43.485	39.673	27.821	35.991	10	1:53.350	46.178	30.075	37.097
16	1:43.432	39.703	27.841	35.888	11	1:46.689	40.416	29.408	36.865
17	2:02.090	43.292	42.333	36.465	12	1:45.377	40.279	28.221	36.877
18	1:43.567	39.738	27.809	36.020	13	1:45.448	40.410	28.418	36.620

**54** **Jehan DARUYALA** IND  
FORTEC MOTORSPORTS

1	12:58.380	...	28.805	36.535
2	1:44.502	39.922	28.102	36.478
3	1:43.673	39.743	27.893	36.037
4	1:47.224	41.905	28.460	36.859
5	1:43.550	39.696	27.862	35.992
6	6:26.884 <b>B</b>	39.846	27.791	5:19.247
7	1:49.221	44.329	28.311	36.581
8	1:46.500	39.782	27.763	38.955
9	1:43.645	39.792	27.691	36.162
10	1:44.754	40.116	28.426	36.212
11	4:36.331 <b>B</b>	39.793	27.679	3:28.859
12	4:53.350 <b>B</b>	56.273	27.879	3:29.198
13	1:52.090	45.357	27.964	38.769
14	1:41.862	<span style="color: green;">39.020</span>	<span style="color: green;">27.183</span>	35.659
15	1:45.456	39.100	29.819	36.537
16	<span style="color: green;">1:41.704</span>	39.068	27.231	<span style="color: green;">35.405</span>

14	3:59.701 <b>B</b>	40.159	28.845	2:50.697
15	1:51.941	46.479	28.590	36.872
16	1:44.918	40.169	28.271	36.478
17	4:41.208 <b>B</b>	40.840	29.069	3:31.299
18	1:53.839	45.913	28.252	39.674
19	1:43.250	39.590	<span style="color: green;">27.766</span>	35.894
20	1:43.687	39.559	27.917	36.211
21	1:43.288	<span style="color: green;">39.465</span>	27.877	35.946
22	1:43.638	39.531	27.838	36.269
23	<span style="color: green;">1:43.224</span>	39.579	27.839	<span style="color: green;">35.806</span>

**58** **Denis BULATOV** RUS  
AVF

1	3:19.161	2:11.976	29.979	37.206
2	1:46.583	40.928	28.802	36.853
3	1:45.617	40.374	28.541	36.702
4	1:44.849	40.122	28.299	36.428
5	1:45.289	40.151	28.469	36.669
6	1:51.379	40.310	29.644	41.425
7	5:30.168 <b>B</b>	40.224	28.326	4:21.618
8	1:53.477	46.761	30.213	36.503
9	1:44.759	40.124	28.363	36.272
10	1:44.266	39.797	28.100	36.369
11	1:44.061	39.896	28.011	36.154
12	1:44.270	39.811	28.120	36.339
13	1:49.310	39.951	28.279	41.080
14	1:44.589	40.066	28.079	36.444
15	6:29.413 <b>B</b>	40.035	28.148	5:21.230
16	1:48.102	43.137	28.379	36.586
17	4:24.374 <b>B</b>	40.099	28.163	3:16.112
18	1:56.840	51.825	28.968	36.047
19	1:43.016	39.461	<span style="color: green;">27.646</span>	<span style="color: green;">35.909</span>
20	<span style="color: green;">1:42.953</span>	<span style="color: green;">39.379</span>	27.653	35.921

**59** **Julien FALCHERO** FRA  
GSK GRAND PRIX

1	2:56.980	1:50.031	29.675	37.274
2	1:46.635	40.646	29.012	36.977
3	1:45.817	40.420	28.566	36.831
4	1:45.628	40.399	28.481	36.748
5	1:45.275	40.186	28.438	36.651
6	1:46.165	40.098	29.244	36.823
7	1:46.083	40.650	28.479	36.954